

# LSV2-08-2 NCP

二位三通电磁阀 常闭型

## 说明 DESCRIPTION

A solenoid operated, 2-way, 2-position, normally closed, poppet-type cartridge valve.

二位，三通，常闭型座阀式电磁阀

## 工作 OPERATION

When de-energized, the valve acts as a check valve, allowing flow from ① to ②, while blocking flow from ② to ①.

When energized, the poppet lifts to open the ② to ① flow path.

失电时，①到②相当于单向阀，②到①关闭；

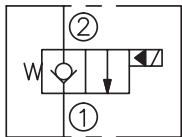
得电时，②到①开启。

## 手控应急 Operation of Manual Override Option

To override, push button in, twist counterclockwise 180° and release. In this position, the valve will remain open in a detented condition. To return to normal operation, push button in, twist clockwise 180° and release. Override will be detented in this position.

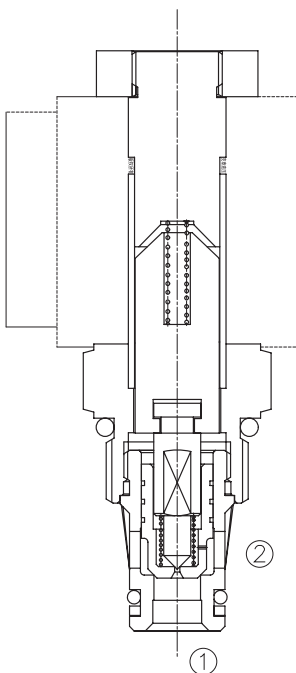
请按下按钮，再逆时针方向旋转 180°，后松开，②到①开启；请按下按钮，再顺时针方向旋转 180°，后松开，返回常态。

## SYMBOL

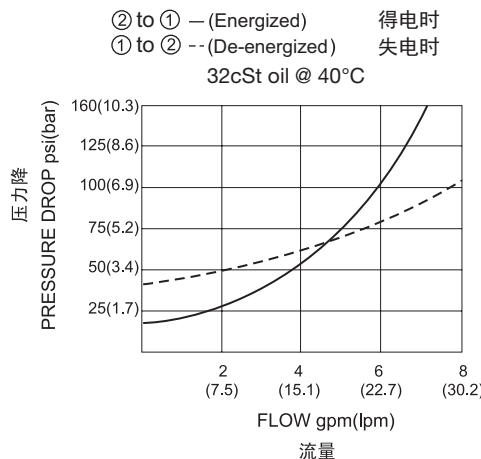


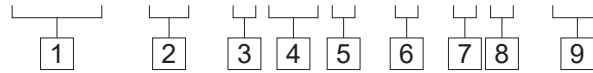
## 技术参数 SPECIFICATIONS

最大工作压力(Max. Operating Pressure):	207bar
流量(Flow):	See PRESSURE DROP VS.FLOW graph.
内泄漏(Internal Leakage):	2 drops/min.(滴/分)max. at 207bar
温度(Temperature):	-40°F to +212°F(-40°C to +100°C)
线圈额定负载(Coil Duty Rating):	Continuous from 85% to 115% of nominal voltage(连续工作电压)
过滤(Filtration):	See page (参见) N-1
油液(Fluids):	Mineral-based fluids with viscosities of 7.4 to 420 cSt.(矿物油粘度)
插孔(Cavity):	08-2, See page M-1
阀块材料(Body Material):	6061-T6 aluminum alloy rated to 207bar, Steel & Ductile iron rated to 350bar 6061-T6铝,允许使用最大压力207bar 钢和球铁允许使用最大压力350bar



## 压力 - 流量曲线 PRESSURE DROP VS.FLOW



**LSV2 - 08 - 2 NC P - \* - \* \* - \* \***


<b>1</b> 功能 LSV2= 电磁阀 Solenoid Valve	<b>7</b> 电压 Voltage 1=12 VDC 2=24 VDC 3=110 VAC 4=220 VAC 5=10 VDC 7=48 VDC 8=24 VAC	<b>9</b> 阀块油口 Body Porting 空白 Blank= 不带阀块 None 4T=SAE 4 6T=SAE 6 2G=G 1/4 3G=G 3/8
<b>2</b> 规格 Size 08=08 规格	<b>8</b> 线圈连接 Coil Connection D= Double Lead 双线 S= Single Lead 单线 H= Hirschmann 三插 ER= Deutsch Connector(Water-proof Coil) 德意志插座(防水线圈) E= Single Stud 单接线柱 B= Double Spade 双插	※ 阀块详见章节 K-1 其它螺纹油口也是可选择的 Other Porting Is Available
<b>3</b> 流道类型 Flow Path 2= 二通		
<b>4</b> 模式 NC= 常闭 Normally Closed		
<b>5</b> 类型 P= 锥阀型 Poppet		
<b>6</b> 手控应急 空白 Blank= 无手控应急 None M= 手控应急 Manual Override		

**安装尺寸 INSTALLATION DIMENSIONS**

Coil Must Be Installed With Letter Up  
 安装线圈时，字母必须朝上。

Unit=Millimeters

